

## Help Center: Viewing Originality Reports

Instructors and students are the only user types capable of viewing Originality Reports. Instructors can view the Originality Reports for submissions to an assignment in the assignment's inbox.

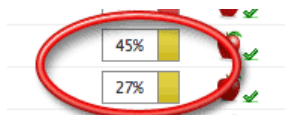
### How to view Originality Reports as an instructor



1. Click on the class name



2. Click on the "View" link to the right of the assignment name



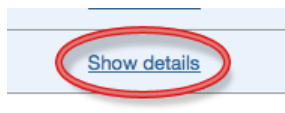
3. Click on the Originality Report icon

If the instructor has set the class preferences to allow students to view Originality Reports for their submissions, students will be able to access their Originality reports in their class assignment portfolio.

### How to view Originality Reports as a student



1. Click on the class name



2. Click on the "Show details" link to the right of the paper assignment



3. Click on the Originality Report icon to the right of the paper's title

If an icon of a red circle with a slash through it appears to the right of the paper's title, then the assignment setting does not allow students to view the Originality report for this assignment.

### Additional Information

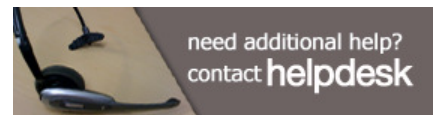
- While an Originality Report is generating the Originality Report icon will appear in gray. Please note while Originality Reports for a student's initial submission to an assignment will generate within ten minutes of the submission, Originality Reports for resubmissions to an assignment can take up to 24 hours to generate.
- If no Originality Report icon appears to the right of the paper title in the student's class assignment portfolio, this indicates that the instructor has not set the class preference to allow students to view Originality Reports. Only the class instructor can set a class preference. For information on setting this class preference, please view our article on [setting the ability for students to view their Originality Reports](#).

## Help Center's Quick Links

- [Help Center Home](#)

e.g. password

- [Instructor Articles](#)
- [Administrator Articles](#)
- [Student Articles](#)



## Additional Resources

### Product Walkthrough

We offer live, online 45-minute training sessions six times weekly. [Check the online schedule](#). Join us and bring your questions!

[Support, Services and Training](#)

Visit [Support, Services and Training](#) for documentation and videos about Turnitin's services.

- If dashes appear in the place of Originality Report icons in the instructor's assignment inbox, this indicates that either the assignment has been set to be a "draft" assignment (draft assignments do not generate Originality Reports), or the Plagiarism Prevention Module for the account has expired (or reached the report limit if it is an individual level account).
- For information on reading Originality Reports, please view our [Originality Report video](#).

[Policy](#) | [Privacy](#) | [Support](#) | [System Requirements](#) | [Help Center](#)

Copyright © 2010 iParadigms LLC. All rights reserved.

Language: English ▼

**For Students**

[WriteCheck](#)

**For Publishers &  
Researchers**

[iThenticate](#)

**For Admissions  
Professionals**

[TurnitinFA](#)

**For Educational  
Resources**

[Plagiarism.org](#)